

CÁC NGUỒN DỮ LIỆU CỦA WB VÀ IMF

1. IMF eLibrary: <http://data.imf.org>

- Đăng nhập/đăng ký:

The screenshot shows the top section of the IMF Data website. It features the IMF logo on the left, the text 'INTERNATIONAL MONETARY FUND' in the center, and 'SIGN IN OR REGISTER' buttons on the right. Below this is a navigation bar with links for 'IMF.ORG', 'ELIBRARY', 'BOOKSTORE', 'AREAR', 'DATASETS', 'DATA TOPICS', and 'HELP'. A secondary bar reads 'IMF DATA ACCESS TO MACROECONOMIC & FINANCIAL DATA'. The main navigation area includes 'Home', 'Datasets', 'Data Topics', and 'Download IMF Data'. A search bar is present with the text 'Search for IMF data:' and a 'GO' button. A link 'Why sign in or register?' is also visible.

Có các mục ELIBRARY, BOOKSTORE, DATASETS, DATA TOPICS

- Tập dữ liệu được mô tả và sắp xếp theo bảng chữ cái

The screenshot displays the 'Available Datasets Listed Alphabetically' section of the IMF Data website. The 'Datasets' menu item is circled in red. The search bar also has 'search' circled in red. The first dataset listed is 'Asia and Pacific Regional Economic Outlook (APDREO)'. Its description includes: 'Definition: APD Regional Economic Outlook (REO) provides information on recent economic developments and prospects for countries in Asia and Pacific. Data for the REO for Asia and Pacific is prepared in conjunction with the semi-annual World Economic Outlook (WEO) exercises, spring and fall. Data are consistent with the projections underlying the WEO. REO aggregate data may differ from WEO aggregates due to differences in group membership. Composite data for country groups are weighted averages of data for individual countries. Arithmetic weighted averages are used for all concepts except for inflation and broad money, for which geometric averages are used. PPP GDP weights from the WEO database are used for the aggregation of real GDP growth, real non-oil GDP growth, real per capita GDP growth, investment, national savings, broad money, claims on the nonfinancial private sector, and real and nominal effective exchange rates. Aggregates for other concepts are weighted by GDP in U.S. dollars at market exchange rates.' It also lists 'Geographic Coverage', 'Latest Update Date: 05/09/2017', 'Methodology', 'Sectoral Coverage', and 'Temporal Coverage'. The second dataset is 'Balance of Payments (BOP)', with a 'NEED HELP?' button circled in red at the bottom right.

- Dữ liệu theo chủ đề

External Sector

1. Balance of Payments and International Investment Position
2. Coordinated Direct Investment Survey
3. Coordinated Portfolio Investment Survey
4. Currency Composition of Official Foreign Exchange Reserve
5. Exchange Rates
6. Fund Accounts
7. International Reserves and Foreign Currency Liquidity
8. International Trade in Services

Fiscal Sector

1. Coverage of Fiscal Reporting
2. Fiscal Monitor
3. Government Finance Statistics
4. Historical Public Debt
5. Investment and Capital Stock
6. Revenue Administrations Fiscal Information Tool
7. World Commodity Exporter Database
8. World Revenue Longitudinal Data

Financial Sector

1. Financial Access Survey
2. Financial Development
3. Financial Soundness Indicators
4. Interest Rates and Share Prices
5. Monetary and Financial Statistics

Real Sector

1. Consumer Price Index
2. Direction of Trade Statistics
3. National Accounts
4. Prices, Production, Labor & Population
5. Primary Commodity Prices


















Cross-domain

1. Asia and Pacific Economic Outlook
2. Gender Budgeting and Gender Equality
3. International Financial Statistics
4. Middle East and Central Asia Economic Outlook

- IMF cung cấp nhiều dữ liệu vĩ mô về kinh tế, tài chính...Bạn có thể tải xuống tại đây

To set up machine-to-machine data retrieval by dataset or across datasets, use Application Programming Interface **API**

To retrieve data by dataset, click on Bulk Download icon next to the desired dataset below

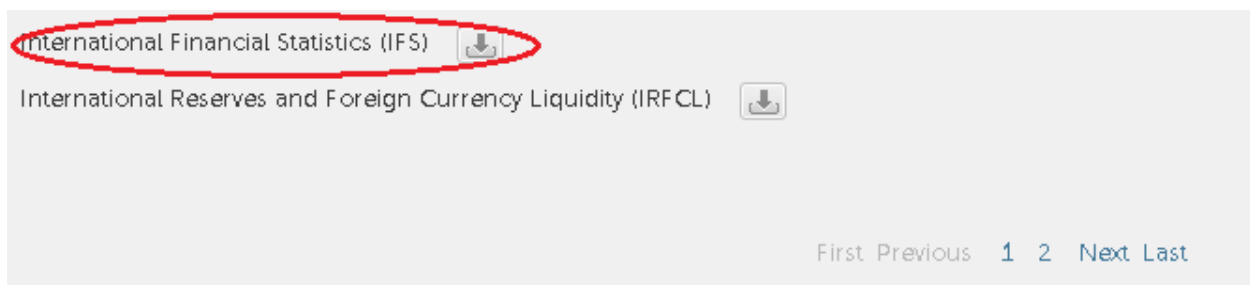
- Asia and Pacific Regional Economic Outlook (APDREO) 
- Balance of Payments (BOP) 
- Balance of Payments (BOP), World and Regional Aggregates 
- Consumer Price Index (CPI) 
- Coordinated Direct Investment Survey (CDIS) 
- Coordinated Portfolio Investment Survey (CPIS) 
- Coverage of Fiscal Reporting (COFR) 
- Currency Composition of Official Foreign Exchange Reserves (COFER) 
- Direction of Trade Statistics (DOTS) 
- Financial Access Survey (FAS) 
- Financial Development Index 
- Financial Soundness Indicators (FSI) 
- Financial Soundness Indicators, Reporting Entities (FSI) 
- Fiscal Monitor (FM) 
- Gender Equality 
- Government Finance Statistics (GFS), Expenditure by Function of Government (COFOG) 
- Government Finance Statistics (GFS), Expense 

...

- Ví dụ tải về dữ liệu International Financial Statistics (IFS)

Bước 1:

Phần **Download IMF Data** bạn xuống phía dưới danh sách và chọn International Financial Statistics (IFS)



Máy tính của bạn cần phải được cài **Microsoft silverlight** để hiển thị dữ liệu

Bước 2: Chọn Quốc gia, các chỉ tiêu kinh tế và khoảng thời gian

IMF DATA ACCESS TO MACROECONOMIC & FINANCIAL DATA

International Financial Statistics (IFS) Latest Update Date: 05/24/2017

Search GO

At a Glance Data Tables Metadata Charts by Country Charts by Indicator Query API and Bulk Download About IFS

To display data please select the desired Time, Country and Indicator on the left. For detailed help documents please use ["How to Use Query"](#) in the [IMF knowledge repository](#).

International Financial Statistics (IFS)

Data view View Table Background Title Table adjust Advanced Export Share Save

Please define your query in the "Data view" pane on the left

Columns
Time (204 from 3417)

Rows
Country

Indicator

Chọn khoảng thời gian

Chọn quốc gia

Chọn các chỉ số

2. Worldbank: <http://microdata.worldbank.org/index.php/home>

THE WORLD BANK
IBRD · IDA Working for a World Free of Poverty

English Español Français عربي Russian 中文

Home About **Data** Research Learning News Projects & Operations Publications Countries Topics

Data

By Country By Topic Indicators Data Catalog **Microdata** Initiatives What's New Support Products

Microdata Home Home SHARE

Central Microdata Catalog

Collections

About

Terms of Use

Practices & Tools

Knowledge Base

Microdata Library

The Microdata Library facilitates access to data collected through sample surveys of households, business establishments or other facilities. These 'microdata' sets may also originate from population, housing or agricultural censuses or through an administrative data collection processes. The Library contains supporting documentation from censuses and surveys conducted or supported by the World Bank, as well as by other international organizations, statistical agencies and other agencies in low and middle-income countries. [Learn More >](#)

CENTRAL MICRODATA CATALOG

The Microdata Library is comprised of a number of **Collections**. These collections can be browsed and searched individually or centrally from the **Central Microdata Catalog**.

Search the Central Microdata Catalog [View all Surveys >](#)

Browse and search – rich metadata, questionnaires and the key reports for a broad range of development surveys are easily accessible.

Access microdata – researchers and policy makers **familiar with the analytical techniques and tools** necessary for the analysis of microdata can go further and

As of June 01, 2017 the Library contains
2,389 surveys
2,574 citations

Developed in collaboration with the **International Household Survey Network**

ILCMI

Đăng nhập

3. Enterprise Surveys: <https://www.enterprisesurveys.org>

An Enterprise Survey is a firm-level survey of a representative sample of an economy's private sector. The surveys cover a broad range of business environment topics including access to finance, corruption, infrastructure, crime, competition, and performance measures. Since 2002, the World Bank has collected this data from face-to-face interviews with top managers and business owners in over 155,000 companies in 148 economies. More detailed information about the Enterprise Surveys can be found on the [Methodology page](#). Since 2005-06, most data collection efforts have been centralized within the Enterprise Analysis Unit; these surveys are conducted using the Global Methodology. To date, over 127,000 interviews in 139 countries have taken place under the Global Methodology.

The World Bank's Enterprise Analysis Unit is a team of economists and firm-level survey experts that both 1) conducts Enterprise Surveys and 2) draws upon this wealth of firm-level data from developing countries to produce research on the micro-economic foundations of growth. Our findings and recommendations are

helping policy makers identify, prioritize and implement reforms of policies and institutions that support efficient private economic activity. Key research topics of the unit include firm performance and job creation, legal gender parity for entrepreneurs and workers, informality, and export performance.

WORLD BANK GROUP
ENTERPRISE SURVEYS
WHAT BUSINESSES EXPERIENCE

English | Español

Search text. GO

DATA | METHODOLOGY | RESEARCH | LAC NOTES | COUNTRY REPORTS | GRAPHING TOOL | ABOUT US

Enterprise Surveys Data

Enterprise Surveys offers an expansive array of economic data on 127,000 firms in 139 countries. The data is presented in a variety of ways useful to researchers, policy makers, journalists, and others. Note that data users should exercise caution when comparing raw data and point estimates between surveys that did and did not adhere to the Enterprise Surveys Global Methodology.

INDICATORS | **SURVEY DATASETS**

Business environment and performance indicators are created by computing weighted averages of businesses' responses to questions in the Enterprise Survey using sampling weights. Indicators are displayed at the country level but can be viewed by firm subgroups as well.

Economy Snapshots - 139 countries
See all the data for each country: 12 topics and more than 100 indicators, plus downloadable country profiles.

Topics
Visit one of 12 Enterprise Surveys topic pages for an in-depth, cross-economy view of the data.

Custom Query - view or download indicators
Firm-level survey data has been aggregated to country-level indicators. Options...

Current Projects
The Enterprise Analysis Unit is currently gathering data in 14 countries. [Get the details...](#)

Sample Description
View statistics on the number of firms surveyed by company size, ownership characteristic and line of business. [Download file](#) (Excel, 342KB).

Global Coverage
View which countries have Enterprise Survey data.

Indicator Descriptions
View a [full listing of the indicators](#) (PDF, 710KB), detailed description of each indicator and how these indicators are constructed.

WORLD BANK GROUP
ENTERPRISE SURVEYS
 WHAT BUSINESSES EXPERIENCE

English | Español

Search text. GO >

DATA | METHODOLOGY | RESEARCH | LAC NOTES | **COUNTRY REPORTS** | GRAPHING TOOL | ABOUT US

Country Reports

SHARE

Country Highlights

Country Highlights summarize the key findings from the Enterprise Survey. These descriptive findings provide a quick glance at a subset of performance and business environment indicators. The accompanying figures include comparisons such as: changes over time, indicator differences with the country's geographic region and to other countries with similar income levels, and differences between a country's subnational locations.

Select a Country

Country Profiles

Country Profiles provide key investment climate indicators for a country with benchmarks against their respective regional and income groups. The set of covered topics includes perceived obstacles, the average firm, corruption, taxes and regulations, access to finance, infrastructure, workforce, crime, informality, innovation, and trade. These 15-18 page documents contain mostly figures and tables for easy visual display.

Select a Country Profile

What's holding back the private sector in MENA?

This report presents the findings of Enterprise Surveys conducted in eight economies in the region in 2013 and 2014: Djibouti, Egypt, Jordan, Lebanon, Morocco, Tunisia, the West Bank and Gaza, and Yemen. By analyzing detailed information on more than 6,000 private firms in the manufacturing and services sectors, the report provides fine-grained insights into the key drivers of firms' performance and the major challenges of the business environment in which they operate.

[View main findings and download the report](#)

WORLD BANK GROUP
ENTERPRISE SURVEYS
 WHAT BUSINESSES EXPERIENCE

English | Español

Search text. GO >

DATA | METHODOLOGY | RESEARCH | LAC NOTES | COUNTRY REPORTS | **GRAPHING TOOL** | ABOUT US

Graphing Tool

SHARE

Generate custom graphics for the country of your choice.

VIEW TOP CONCERNS OF FIRMS IN A COUNTRY | MAKE MULTI-COUNTRY COMPARISONS | VIEW DATA BY FIRM SUBGROUPS

1. Select a country: Mexico (2010)

2. Select a country: Select an economy (optional)

3. Display 10 comparative countries using the following:

Regional Average Income Group Average All Countries ²

CREATE GRAPH PRINT

Ranking of the Top Business Environment Obstacle for Firms

Legend: Mexico (Dark Blue), Latin America & Caribbean (Light Blue)

Constraints	Mexico	Latin America & Caribbean
Practices of the informal sector	15.0	12.8
Tax rates	14.3	9.2
Access to finance	14.7	12.4
Crime, theft and disorder	12.5	9.8
Corruption	11.3	7.2
Business licenses and permits	9.0	8.0
Electricity	8.8	5.4
Political instability	8.1	3.2
Inadequately educated workforce	10.2	4.5
Access to land	3.5	1.1

4. <http://databank.worldbank.org/data/reports.aspx?source=world-development-indicators>

Hướng dẫn sử dụng trang dữ liệu của Ngân hàng Thế giới¹

Trang web với địa chỉ data.worldbank.org cho người dùng 1 số cách truy cập dữ liệu mình tìm kiếm. Trang chủ đưa ra lựa chọn để người dùng truy cập dữ liệu trực tiếp qua cơ sở dữ liệu, sắp xếp theo quốc gia, chủ đề, hoặc theo chỉ số.

Xem dữ liệu theo Quốc gia (Countries)

Trang Quốc gia (Countries) liệt kê tất cả các nền kinh tế theo vần ABC. Khi người dùng chọn 1 quốc gia trong danh sách, hệ thống sẽ đưa ra các dữ liệu phù hợp với lựa chọn đó. Phần trên của trang là thông tin chung: khu vực, nhóm thu nhập, GDP quốc gia, dân số.

Xem dữ liệu theo Chủ đề (Topics)

Trang Chủ đề (Topics) liệt kê 16 chủ đề trong phát triển kinh tế sắp xếp theo vần ABC. Trang web có mô tả ngắn gọn chủ đề, các chỉ số liên quan đến chủ đề, số liệu chung của khu vực, biểu đồ minh họa các dữ liệu chính. Người dùng cũng có thể chọn 1 chỉ số từ danh sách các chỉ số và xem dữ liệu của trên 200 nước về chỉ số đó trong 5 năm qua.

Xem dữ liệu theo Chỉ số (Indicators)

Trang Chỉ số (Indicators) liệt kê 331 chỉ số trong bộ Chỉ số Phát triển Thế giới (WDI) theo vần ABC. Hàng năm, Ngân hàng Thế giới tổng hợp dữ liệu phát triển từ các dữ liệu gốc của mình và các nguồn khác được công nhận trên toàn thế giới để xây dựng bộ Chỉ số Phát triển Thế giới. Đây là công cụ để đánh giá tiến độ phát triển các nền kinh tế.

Xem dữ liệu theo danh mục Dữ liệu (Data catalog)

Phần danh mục dữ liệu (Data catalog) liệt kê tất cả các nguồn dữ liệu hiện có của Ngân hàng Thế giới và giúp người dùng truy cập vào trên 7.000 chỉ số. Danh sách này sẽ liên tục được cập nhật mỗi khi có 1 nguồn dữ liệu bổ sung.

¹ <http://www.worldbank.org/vi/news/feature/2012/03/29/world-bank-more-open-accessible-and-searchable-data-support-vietnams-development>

Trường Đại học Kinh tế - Luật, ĐHQG TP.HCM

Trung tâm Nghiên cứu Kinh tế và Tài Chính

The screenshot displays the World Bank DataBank interface for World Development Indicators. The page is in English and features a navigation bar with options for Table, Chart, Map, Metadata, and Download options. The left sidebar shows the 'Variables' section with 'Country' selected, displaying a list of countries from Afghanistan to Azerbaijan. The 'Preview' panel on the right contains a message: "Please select variables from each of the following dimensions to view a report. You can select from left panel or by clicking the links above." with a list of dimensions: Country, Series, and Time. An "Apply Changes" button is visible below the list. The bottom of the screenshot shows a Windows taskbar with various application icons and a system tray displaying the date and time as 2:21 PM on 6/7/2017.